

MHS 150 Lift Master (Medium-Duty Motor Operator)

Description: 1/2" horsepower, medium-duty operator. Wall mounted, this operator drives a sprocket mounted on the shaft extension connected to the axle.

Application: Offers one-touch opening with several accessory options and has remote control capabilities. Ideal for extended operation (up to 12 cycles per hour).



LJ8950 Lift Master Opener

Description: Ultra-quiet, space-saving, wall-mounted design. Specially designed for garages and unique applications that don't allow for a traditional garage door opener, such as garages with very low, cathedral or obstructed ceilings.

Application: Mounts on the left or right side of door. Easily program additional remotes, keypads and/or keyless entry. Optional EverCharge™ battery backup system opens door even when the power goes out.



Dominator EasyRoller 14™ for 944 Doors

Description: The Dominator EasyRoller 14™ features a slim profile, reliability, security and convenience. The slim-fit chassis suits low side room installations.

Application: This slim fit door opener fits in tight spaces and provides security and convenience. Recommended to use with 944 doors.



Dominator Hiro™ for 977/988 Doors

Description: This motorized operator delivers control and connectivity via smart phone control in residential and commercial applications (as an optional upgrade).

Application: The GDO-12 Hiro™ is a powerful opener suitable for large or wind lock roll up doors. It is designed to fit in sites that have low side room requirement.



Model 371LM Radio Control

Description: Liftmaster 371LM wireless control for use with Liftmaster 5011 operator.

Application: One button remote control opens and close door with ease.



Shaft Extension Kit

Description: Shaft extensions are designed to fit the axle. Measures 1" in diameter with a 1/4" keyway.

Application: Necessary to install chain hoists or motor operators.



Manual Key Release Kit

Description: The manual key release kit is perfect for situations when a roll up door will not open.

Application: In the event of a power outage or other opener failure, the quick-release key allows manual opening of the roll up door.



Battery Backup

Description: Battery back up will assist in case of a power outage.

Application: Battery backup will allow operation during power outage.



Chain Tensioner

Description: This tensioner is designed to maintain tension on the hand chain for roll up doors. The tensioner wheel may be mounted to the wall or floor.

Application: The tensioner is recommended for use with any large Trac-Rite door equipped with a hand chain for lowering and raising the door. The tensioner prevents the chain from jumping the sprocket at the top of the door during operation, which can jam the door into place. It is most commonly used with the 977 door.



4:1 Reduced-Drive Chain Hoist

Description: Uses a chain and a two-sprocket arrangement to make the door much easier to lift. Mounts on a 1" diameter shaft extension fastened to the door axle. Mounts on either side of the door. Chain keeper provided.


Application: When opening large, heavy doors, this chain hoist fits the bill. For one pull, the door opens 1/4 revolution. This allows for controlled easy opening. Additionally, this hoist allows tall doors to open, with little effort.



8:1 Reduced-Drive Chain Hoist for 977 and 988 doors

Description: Uses a chain and a two-sprocket arrangement to make the door much easier to lift. Mounts on a 1" diameter shaft extension fastened to the door axle. Mounts on either side of the door. Chain keeper provided.

Application: When opening large, heavy doors, this chain hoist fits the bill. For one pull, the door opens 1/4 revolution. This allows for controlled easy opening. Additionally, this hoist allows tall doors to open, with little effort.



Direct-Drive Chain Hoist


Description: 9-1/2" outside diameter cast iron pocket wheel with zinc-plated steel chain guide. Mounts on a 1" diameter shaft extension fastened to the door axle. Mounts on either side of the door. Chain keeper provided.

Application: Pulley system offers easy and convenient opening.

Narrow Jamb Drive Chain Hoist

Description: This chain hoist is designed to fit in tight spaces. There are two chain hoist kits, one for doors 10'4" and shorter and another kit for doors taller than 10'4".


Application: With minimal effort, open tall doors using the chain hoist.



Narrow Jamb Bracket Plates

Description: Dimensions - 5" 5-5/8"


Application: Increases jamb mounting surface width when necessary.



Reverse Rolled Curtain

Description: Finished material faces exterior.

Application: Use when exterior mounting is necessary due to lack of available head room for interior mounting. A hood may be necessary with this option.



Trac-Rite
A TBS COMPANY

For more information

800.448.8979
800.236.8722 (Fax)
tr@tracrite.com
tracrite.com

314 Wilburn Rd
Sun Prairie, WI 53590